



Tourism Statistics Summary

April 2026

OVERVIEW

April's 2026 visitor arrivals to the shores of Anguilla numbered 28,145, an increase of 41.7% over its corresponding April 2025 figure of 19,859. The total visitor arrivals for the period under review is registered as the highest number of arrivals for any April period spanning from 1993 – 2026. The period, April 2025 followed, recording the second highest number of 19,859 arrivals and the year 2017 recorded the third highest with 19,618 arrivals.

The increase in visitor arrivals for the period April 2026 resulted from an increase in arrival figures from both types of visitors to the island; tourists and excursionists. The majority, 99.2% of the visitor arrivals, came with the intention of vacationing, while 0.8% came with the intention of doing business.

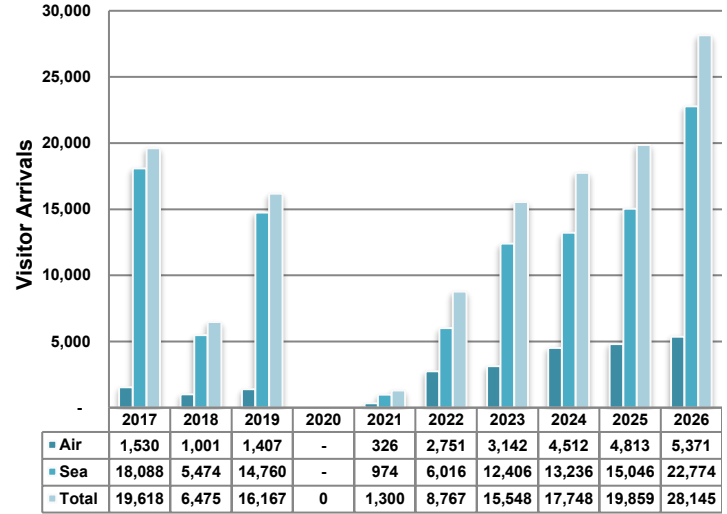


Figure 1: Visitor Arrivals, April 2017 - 2026

PASSENGER MOVEMENT

Passenger arrivals (including both residents and visitors) for April 2026 totalled 35,735, an increase of 34.8% from the corresponding April 2025 figure of 26,504 passengers.

The seaports recorded the higher number of inward passenger movement with 29,230 (81.8%) of total passengers, of which 22,037 (75.4%) entered via the Blowing Point terminal and 7,193 (24.6%) via the Road Bay port. The Clayton J. Lloyd International Airport welcomed 6,505 (18.2%) of the total passengers.

Passenger departures for April 2026 recorded an increase from the corresponding 2025 figure of 27,449 passengers by 37.0%, registering 37,598 outbound passengers.

Passenger departures via the seaports of Anguilla numbered 30,579 (81.3%), of which 23,377 (76.4%) left through the Blowing Point terminal and 7,202 (23.6%) via the Road Bay port. The Clayton J. Lloyd International Airport facilitated 7,019 (18.7%) of the total departures from Anguilla.

TOURISTS (Stay-Over Visitors)

April's tourist (stay-over visitor) arrivals to Anguilla for 2026 numbered 12,969; an increase of 14.3% from its corresponding April 2025 figure of 11,345 arrivals. This period under review registered the highest number of tourist arrivals for any April period when reviewing data spanning from 1993 – 2025. The second and third highest number of tourist arrivals for April were recorded in the year 2025 with 11,345 and in 2023 with 10,152 arrivals respectively.

Tourist arrivals for this period under review represents 46.1% of the total visitor arrivals figure.

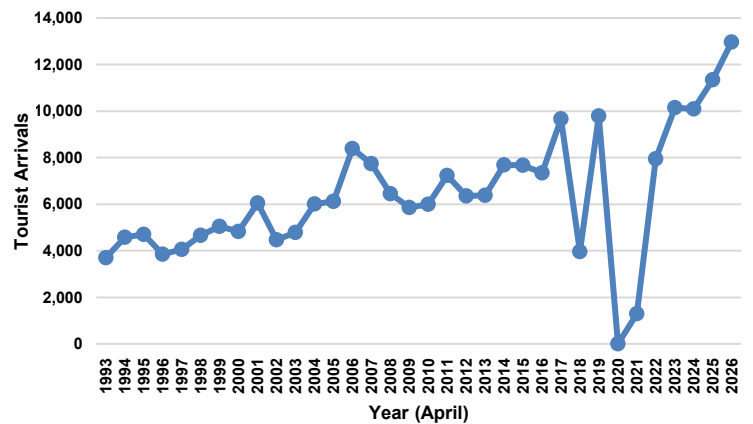


Figure 2: Tourist Arrivals, April 1993–2026

TOURISTS (Stay-Over Visitors) *continued*

The average intended length of stay of tourists in Anguilla for the period under review was 5.7 days; a decrease from the 6.1 days recorded in April 2025. The majority of tourists, 56.6% intended to spend 4-7 days in Anguilla, while 29.9% of tourists planned to stay 1-3 days, followed by 9.2% who stated they intended to stay for 8-15 days. The remaining tourists 3.5% and 0.8% intended to stay 23 or more days and 16-22 days respectively.

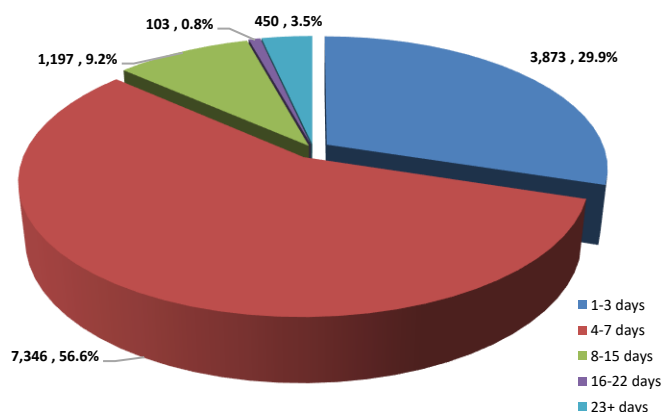


Figure 3: Tourist Arrivals by Length of Stay, April 2026

A review of the source markets for April 2026, from which the 12,969 tourists to Anguilla originated, showed that six (6) source markets registered increases over their 2025 corresponding figures. Anguilla’s main source market, the ‘USA’ accounted for the majority, 72.1% (9,350) of the tourist arrivals, an increase of 15.1% over the corresponding April 2025 figure. The ‘Caribbean’ and ‘Other Europe’ markets followed with shares of 6.8% (876) and 5.2% (679) of tourist arrivals respectively. The declines were recorded by the ‘Italian’, ‘French and Dutch West Indies’ market. The ‘German’ market recorded no change.

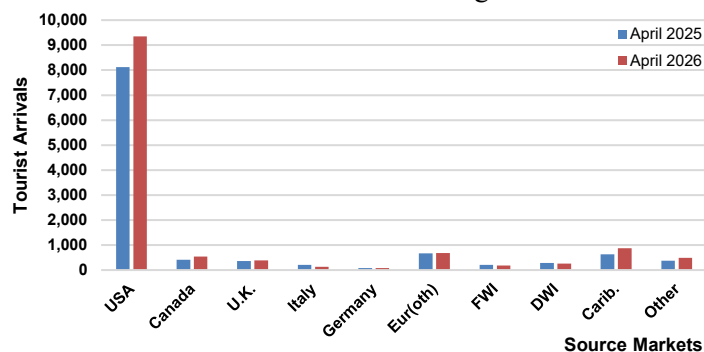


Figure 4: Tourist Arrivals by Source Market, April 2025 and 2026

EXCURSIONISTS (Day Trippers)

Excursionist arrivals for the month under review numbered 15,176, an increase of 78.2% over the corresponding April 2025 figure of 8,514 arrivals. This was the highest number of excursionists to Anguilla for any month of April when reviewing data spanning 1993-2026. The second highest number of excursionist arrivals was recorded in 2015 with 11,166 arrivals, followed by the third highest total in 2007 of 10,254. Excursionist arrivals for this period under review represented 53.9% of total visitor arrivals.

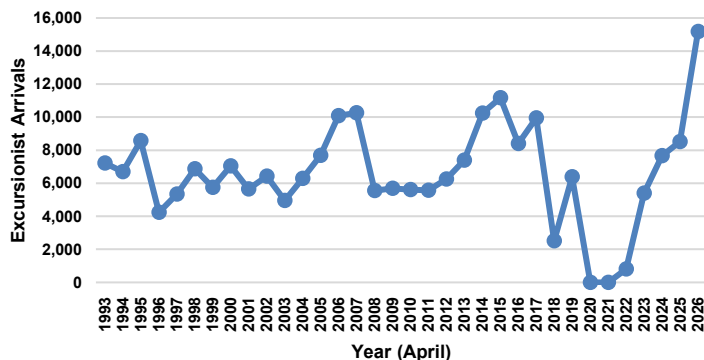


Figure 5: Excursionist Arrivals, April 1993 – 2026

A review of the excursionist source markets for April 2026 shows that eight (8) registered increases over their respective 2025 total. The majority, 69.8% (10,590) of the excursionist arrivals were from the ‘USA’ source market, a 111.6% increase over its corresponding 2025 figure. The ‘Other European’ and ‘Canadian’ markets followed with shares of 9.0% (1,359) and 7.4% (1,121) respectively. The decreases in excursionist arrivals from their April 2025 figures were experienced in the ‘German’ (-77.3%) and ‘U.K.’ (-28.9%) markets.

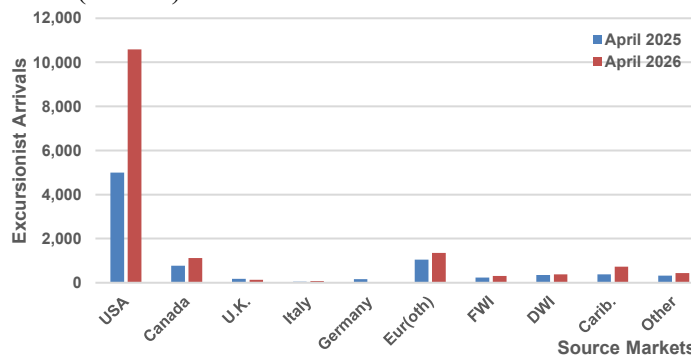


Figure 6: Excursionist Arrivals by Country of Residence, April 2025 and 2026

This report, along with other Tourism Data, is available at the Government of Anguilla Statistics Department’s website: http://statistics.gov.ai/StatisticsDept/Tourism2_4_5